ORDER INFORMATION AND DIMENSION:

Circuits	Part No. (UL94V-2)	Dimension				
		A	B	C	D	E
4	4200M04 B2	4.2	15.8	9.6	16.3	19.8
6	4200M06 B2	8.4	20.0	13.8	20.5	24.0
8	4200M08 B2	12.6	24.2	18.0	24.7	28.2
10	4200M10 B2	16.8	28.4	22.2	28.9	32.4
12	4200M12 B2	21.0	32.6	26.4	33.1	36.6
14	4200M14 B2	25.2	36.8	30.6	37.3	40.8
16	4200M16 B2	29.4	41.0	34.8	41.5	45.0
18	4200M18 B2	33.6	45.2	39.0	45.7	49.2
20	4200M20 B2	37.8	49.4	43.2	49.9	53.4
22	4200M22 B2	42.0	53.6	47.4	54.1	57.6
24	4200M24 B2	46.2	57.8	51.6	58.3	61.8

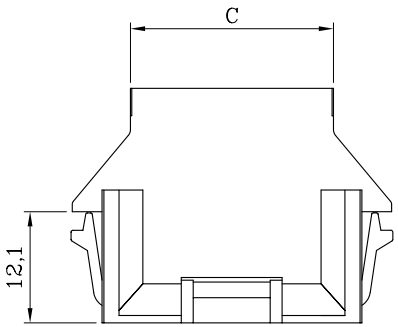

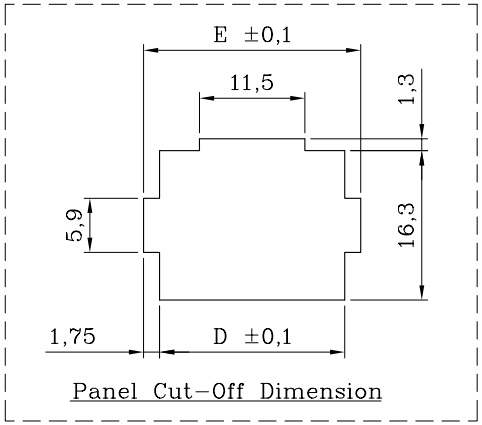

Panel Cut-Off Dimension

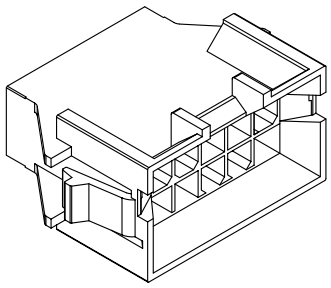

ASSEMBLY VIEW

DESCRIPTION OF ORDER NO.:

4200M XX B X

CIRCUITS NO.

TYPE NO.
B= EASY MATE

MATERIAL NO.
0= NYLON66 94V-0 PLASTICS
2= NYLON66 94V-2 PLASTICS

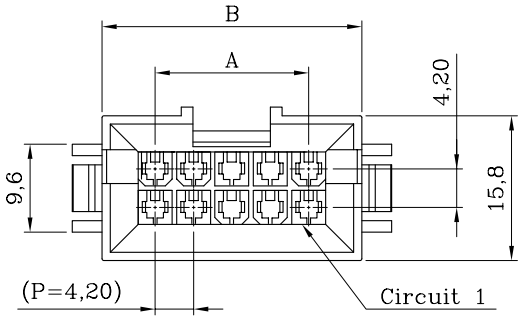

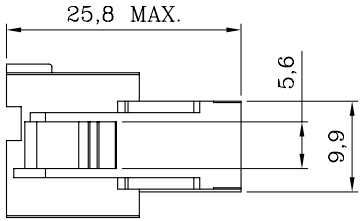

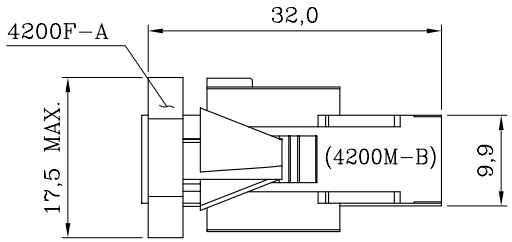

ASSEMBLY VIEW

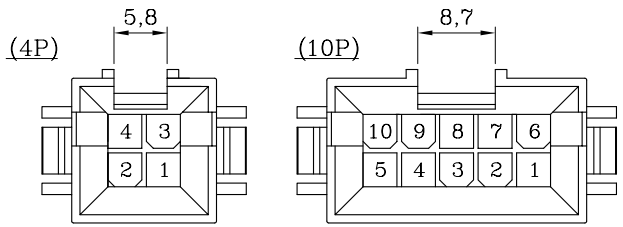

PIN ASSIGNMENT (Front View)

NOTES:

1. MATERIAL:
   BASE: NYLON66 94V-0/94V-2, WHITE (NATURAL COLOR)
2. USE WITH 4203TM SERIES CRIMP TERMINAL.
3. MATES WITH 4200FXXAX TYPE-A DUAL-ROW PLUG HOUSING.
4. DESCRIPTION OF COLOR NO.:
   LEGEND: 4200MXXBX-X (-X: COLOR CODE)
   B=BLACK, E=BLUE, H=GRAY,
   I=BRICK RED, M=GREEN, R=RED, W=BROWN
5. INFORMATION IN THIS DRAWING IS NOT CONSIDERED AS FINAL.

RoHS Compliant REACH Compliant

Sales Drawing

MATERIAL: SEE NOTES
FINISH(COLOR): SEE NOTES

REV.	REVISION RECORD	DATE
W1	NEW RELEASE	31-DEC-14'

LANDWIN 聯盈電子股份有限公司
LANDWIN ELECTRONIC CORP.

GENERAL TOLERANCE:	PROJECTION	SCALE	UNIT	SHEET NO.	REV
ANGULAR ±3°		FREE	MM	1 / 1	W1

DRAWN R.G.
CHECKED J.L.Lin
APPD H.Y.Lin
DATE 31-DEC-14'

DRAW NO. (AQ) 4200MXXBX

TITLE: 4.20 PITCH DUAL-ROW RECEPTACLE HOUSING

THIS DRAWING CONTAINS INFORMATION THAT IS PROPRIETARY TO LANDWIN ELECTRONIC CORP. SHOULD NOT BE USED WITHOUT WRITTEN PERMISSION.